



World-Class Instrumentation for the Global Vehicle Marketplace

CAN Keypads

8-Button, Customizable, IP67 Sealed

FEATURES

- 8-buttons (vertical or horizontal orientation)
- Silicone or decal
- LED status indicators
- Sealed to IP67 specifications front and rear
- J1939 CAN data bus
- 9 to 32 volt operation
- Backlit buttons
- Adjustable backlighting brightness via CAN
- Customizable laser etched icons
- Top panel surface mounting
- 1 million activations cycle life
- System wake up
- Multiple keypads can be used in an application
- Operating temperature range of -40 to +85°C

APPLICATIONS

- Heavy trucks
- Buses, coaches and recreational vehicles
- Military vehicles
- Forklifts, wheel loaders and skid steers
- Cranes, road-building and construction equipment
- Earth-moving and mining vehicles
- Utility and emergency vehicles
- Farm and agricultural vehicles
- Stationary engine instrumentation



AMETEK VIS' CAN Keypad can satisfy the J1939 CAN multiplexed switching requirements for all vehicle platforms. The keypads can be easily customized with minimal cost and time.

The keypads are customized to customer specifications with laser etched buttons or a custom decal, along with multiple LED status indicators to show button status. Communication through J1939 CAN data bus allows the receipt of information to and from the vehicle. The LED status indicators are controlled by command messages through J1939 CAN data bus, as well as the LED brightness.

The 8-button keypad can be orientated either vertical or horizontal, top panel mounted with clips, allowing for flexibility in vehicle mounting. The keypad buttons provide tactile feedback and are laser etched for increased wear life and durability. The decal version has domed buttons for increased tactile feedback and the custom icons are printed on the second layer for increased wear life and durability.

CAN Keypads are sealed to IP67 specifications both front and rear. Designed to withstand harsh conditions typical of off-road environments, the CAN Keypads meet all SAE J1455 and J1113 requirements for vehicular instrumentation.



VEHICULAR INSTRUMENTATION SYSTEMS

287 27 Road, Grand Junction, CO 81503 U.S.A. • Phone: +1 970-242-8863 • Fax: +1 970-245-6267
 Web: www.ametekvis.com • E-mail: info.vis@ametek.com

SPECIFICATIONS

Physical Characteristics

- Black silicone overlay or decal
- White icons, laser etched or custom printed decal
- Connector: Deutsch DT06, polarized and locking
- Sealed to IP67
- Million life cycle activations
- Backlighting: Amber LED standard, optional green, red, white, blue
- Status indicators: Red LED standard, optional amber, green

Environmental Characteristics

- Temperature, humidity, shock, vibration, and salt spray: Meets or exceeds SAE #J1455-2012-08
- Operational temperature: -40 to +85°C

Electrical Characteristics

- Operating limits: 9 to 32 VDC, reverse polarity protected
- Operating current: Max 500mA
- Dark current: <1mA
- Transient protection: Meets or exceeds SAE #J1455-2012-08

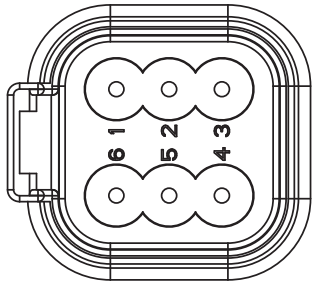
Electrical Inputs

- Battery and ignition: 9 to 32 volts
- CAN

Electrical Outputs

- System wake up: 500 mA sinking driver

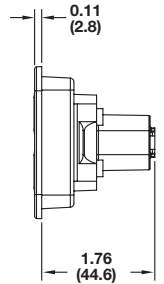
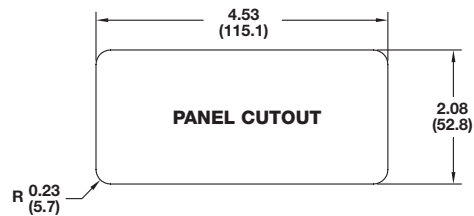
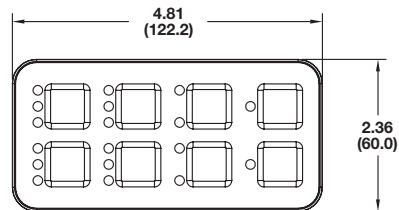
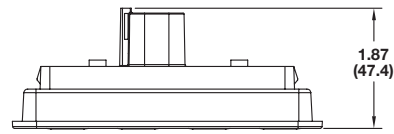
ELECTRICAL CONNECTIONS



PIN	DESCRIPTION
1	Voltage Supply
2	Voltage Return (Ground)
3	KeySwitch
4	CAN_H
5	CAN_L
6	System Wake Up

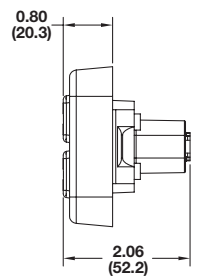

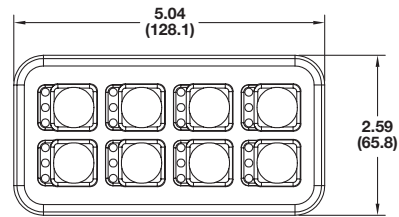
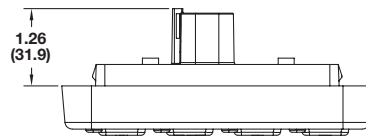
DIMENSIONS

DECAL



IN
(MM)

SILICONE



VEHICULAR INSTRUMENTATION SYSTEMS

287 27 Road, Grand Junction, CO 81503 U.S.A. • Phone: +1 970-242-8863 • Fax: +1 970-245-6267
 Web: www.ametekvis.com • E-mail: info.vis@ametek.com